

2023 ANNUAL RATE SURVEY COMBINED WATER & SEWER COST

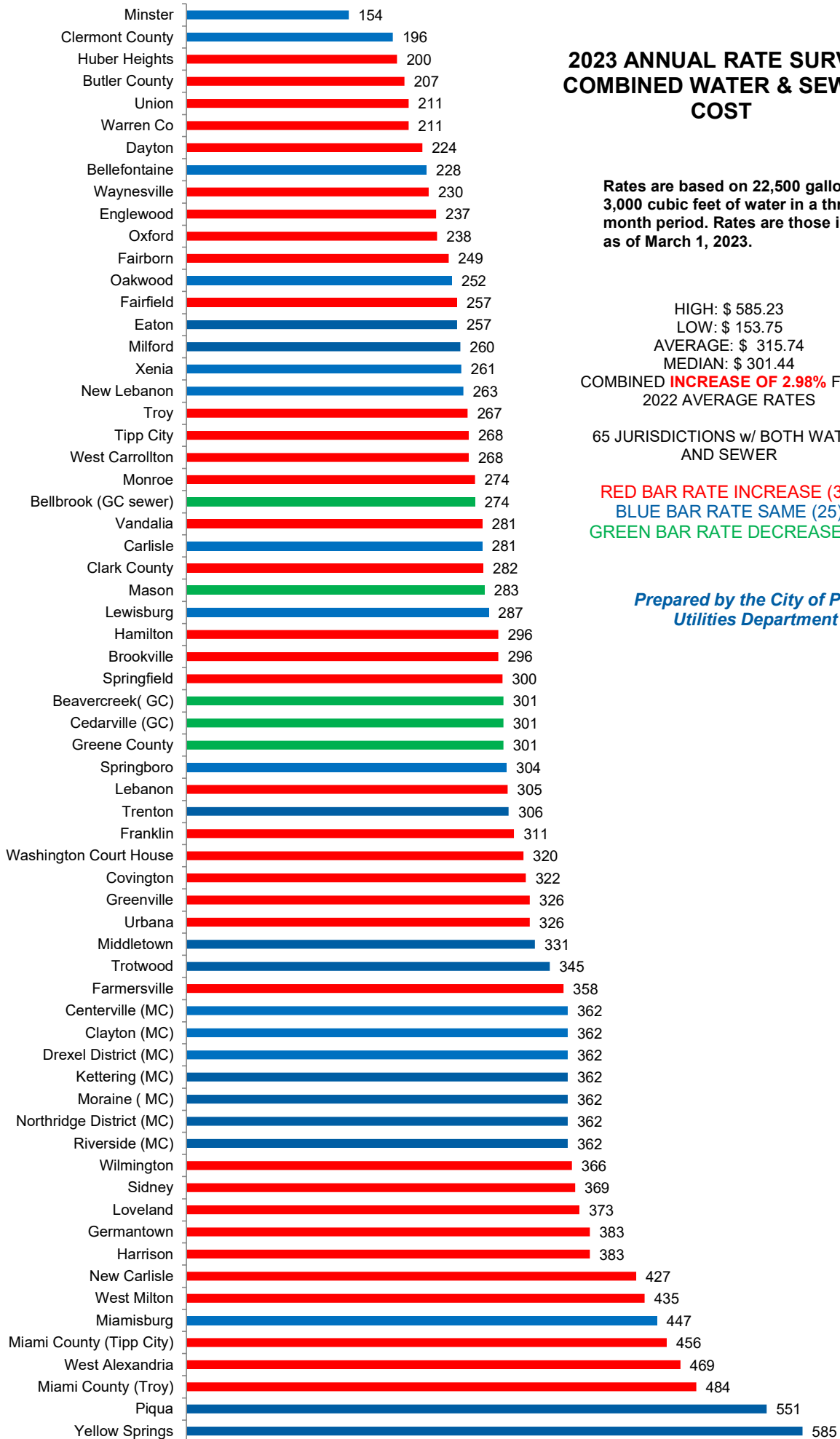
Rates are based on 22,500 gallons or
3,000 cubic feet of water in a three
month period. Rates are those in effect
as of March 1, 2023.

HIGH: \$ 585.23
LOW: \$ 153.75
AVERAGE: \$ 315.74
MEDIAN: \$ 301.44
COMBINED **INCREASE OF 2.98%** FROM
2022 AVERAGE RATES

65 JURISDICTIONS w/ BOTH WATER
AND SEWER

RED BAR RATE INCREASE (36)
BLUE BAR RATE SAME (25)
GREEN BAR RATE DECREASE (5)

*Prepared by the City of Piqua
Utilities Department*



2023 ANNUAL RATE SURVEY SEWER COST

Rates are based on 22,500 gallons or 3,000 cubic feet of water in a three month period. Rates quoted are those in effect as of March 1, 2023.

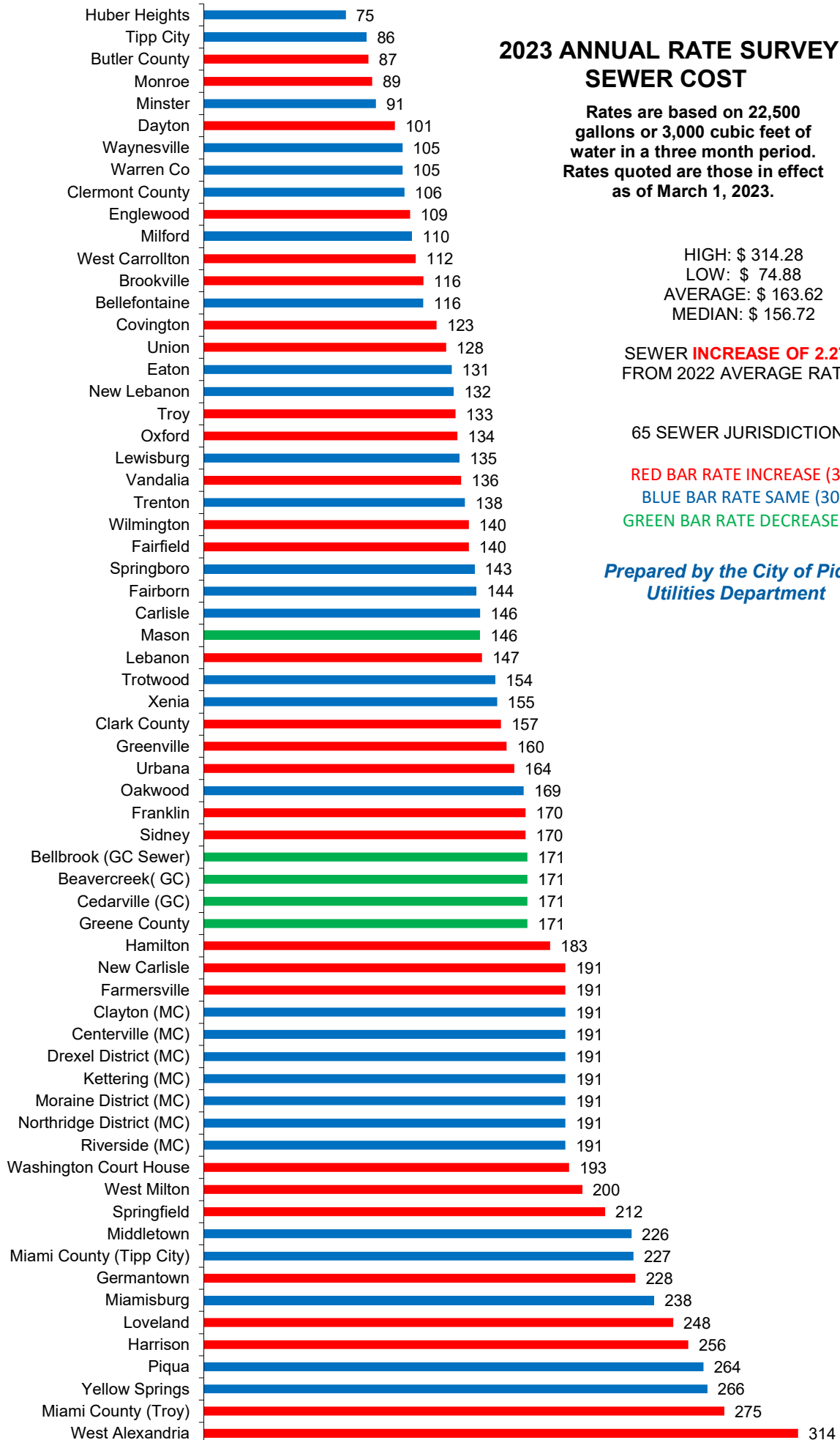
HIGH: \$ 314.28
LOW: \$ 74.88
AVERAGE: \$ 163.62
MEDIAN: \$ 156.72

SEWER **INCREASE OF 2.27%**
FROM 2022 AVERAGE RATES

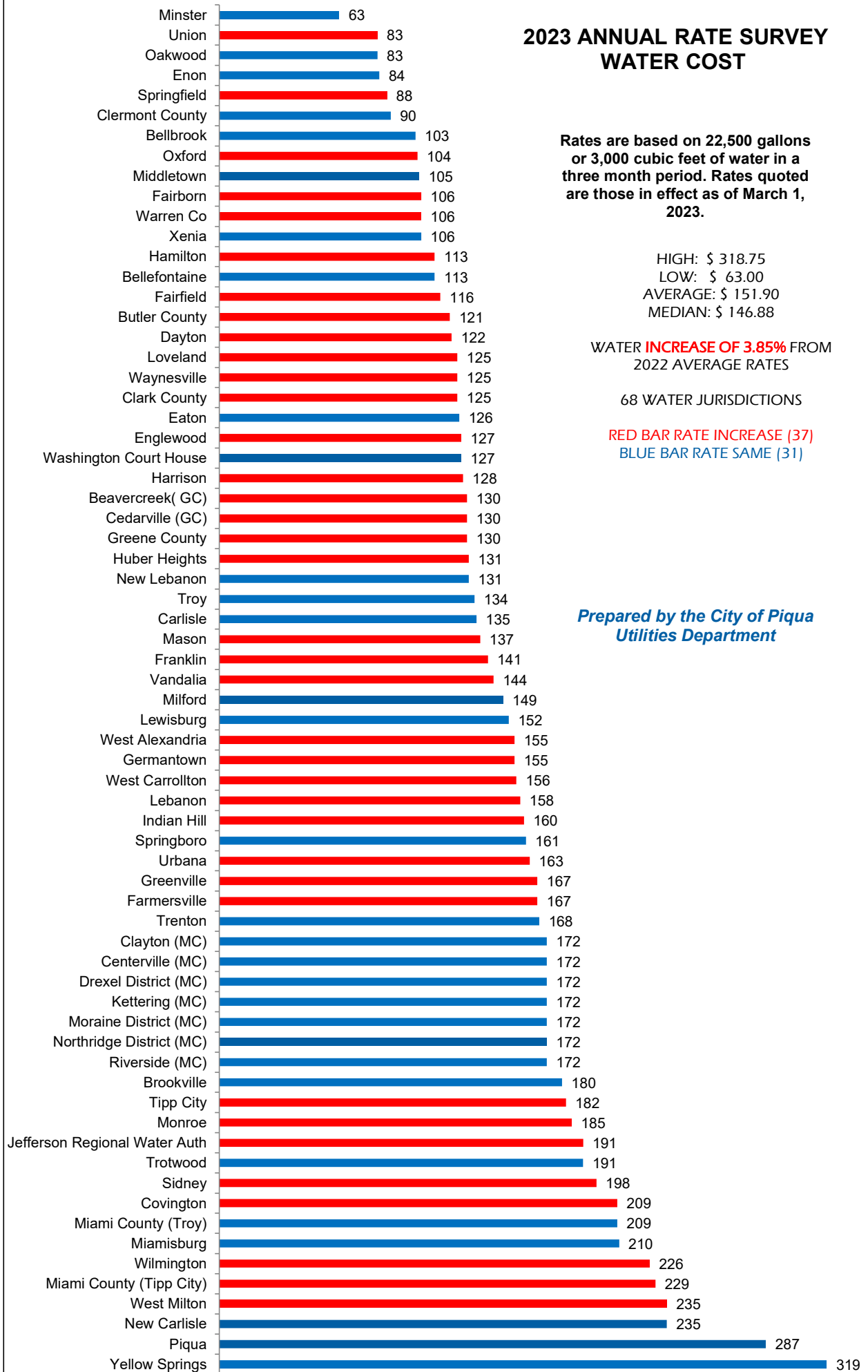
65 SEWER JURISDICTIONS

RED BAR RATE INCREASE (30)
BLUE BAR RATE SAME (30)
GREEN BAR RATE DECREASE (5)

*Prepared by the City of Piqua
Utilities Department*



2023 ANNUAL RATE SURVEY WATER COST



Rates are based on 22,500 gallons or 3,000 cubic feet of water in a three month period. Rates quoted are those in effect as of March 1, 2023.

HIGH: \$ 318.75
 LOW: \$ 63.00
 AVERAGE: \$ 151.90
 MEDIAN: \$ 146.88

WATER **INCREASE OF 3.85%** FROM 2022 AVERAGE RATES

68 WATER JURISDICTIONS

RED BAR RATE INCREASE (37)
BLUE BAR RATE SAME (31)

*Prepared by the City of Piqua
 Utilities Department*